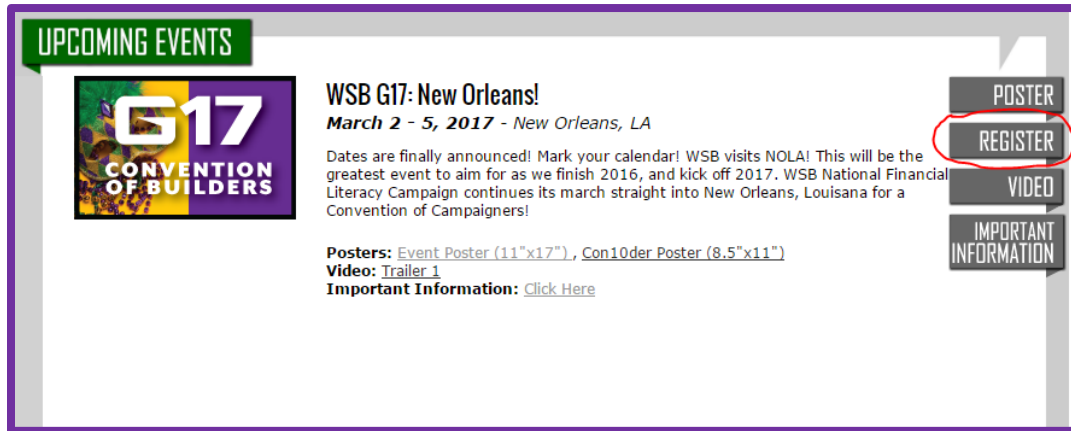


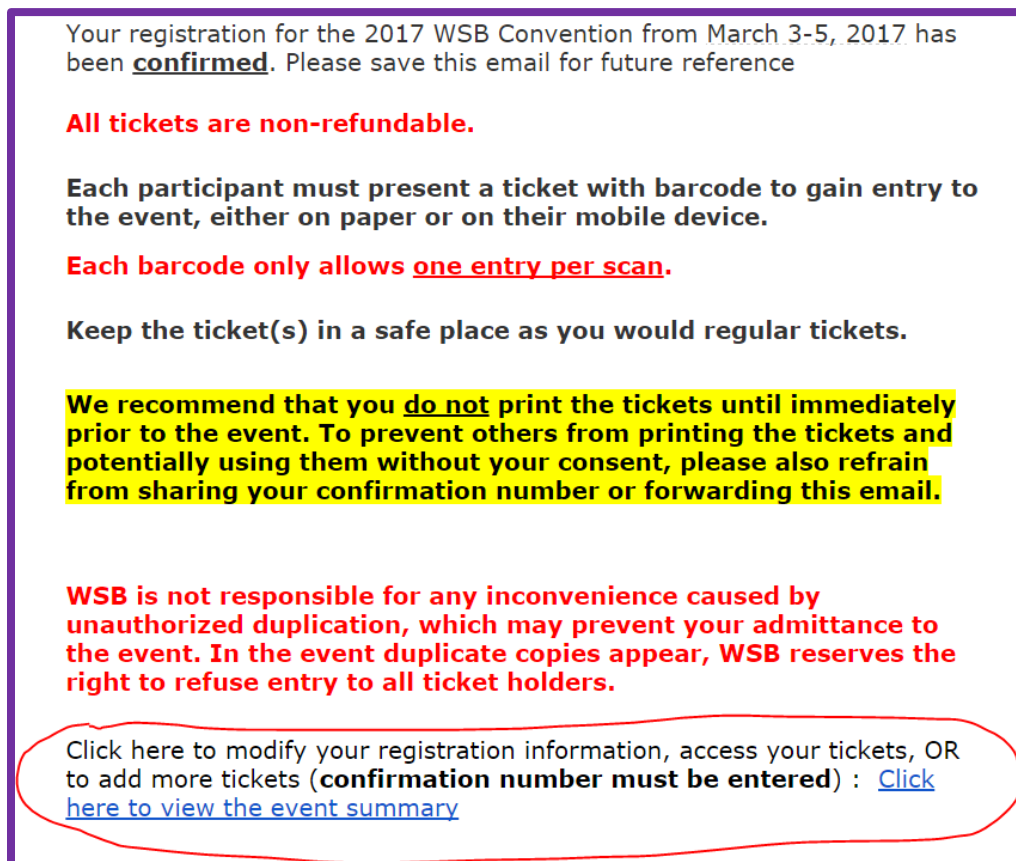
# HOW TO ACCESS YOUR CONVENTION TICKETS

1) Go to the Registration website, either from the link on WSB:



The screenshot shows a webpage titled "UPCOMING EVENTS" for the "G17 CONVENTION OF BUILDERS". The event is "WSB G17: New Orleans!" scheduled for "March 2 - 5, 2017 - New Orleans, LA". A red circle highlights the "REGISTER" button in the top right corner. Other buttons include "POSTER", "VIDEO", and "IMPORTANT INFORMATION". The text below the event title reads: "Dates are finally announced! Mark your calendar! WSB visits NOLA! This will be the greatest event to aim for as we finish 2016, and kick off 2017. WSB National Financial Literacy Campaign continues its march straight into New Orleans, Louisiana for a Convention of Campaigners!". Links for "Posters", "Video", and "Important Information" are provided.

-OR- from your confirmation email.



Your registration for the 2017 WSB Convention from March 3-5, 2017, has been **confirmed**. Please save this email for future reference

**All tickets are non-refundable.**

Each participant must present a ticket with barcode to gain entry to the event, either on paper or on their mobile device.

**Each barcode only allows one entry per scan.**

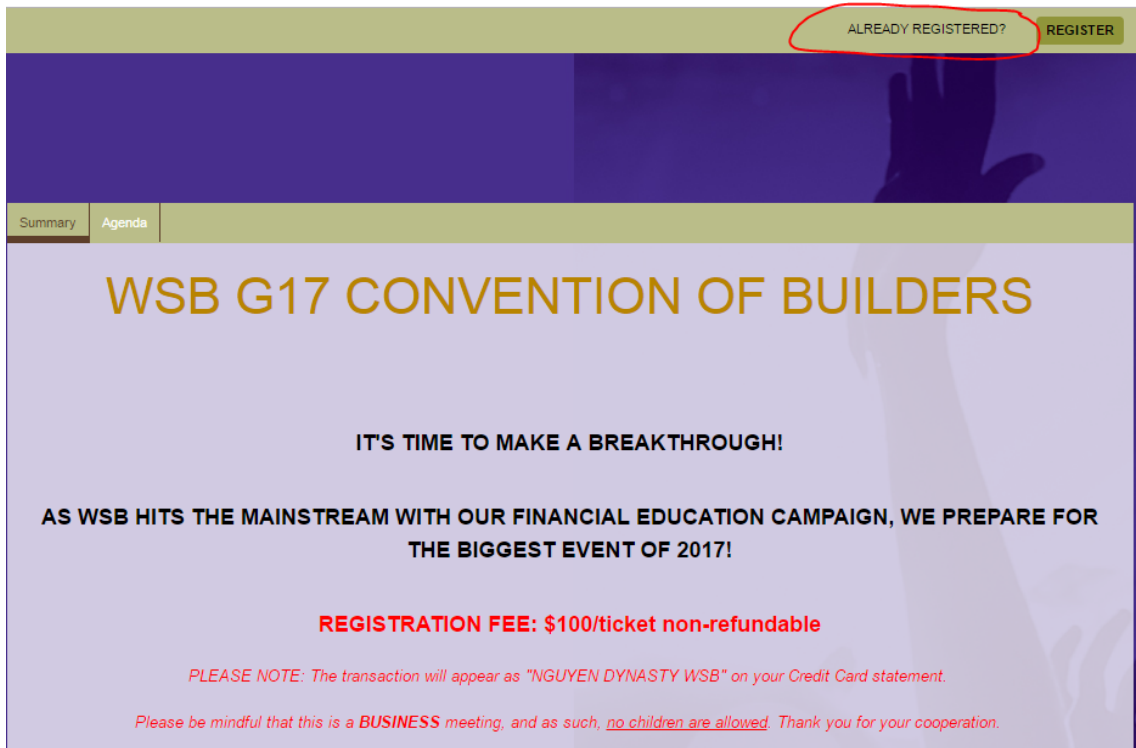
Keep the ticket(s) in a safe place as you would regular tickets.

**We recommend that you do not print the tickets until immediately prior to the event. To prevent others from printing the tickets and potentially using them without your consent, please also refrain from sharing your confirmation number or forwarding this email.**

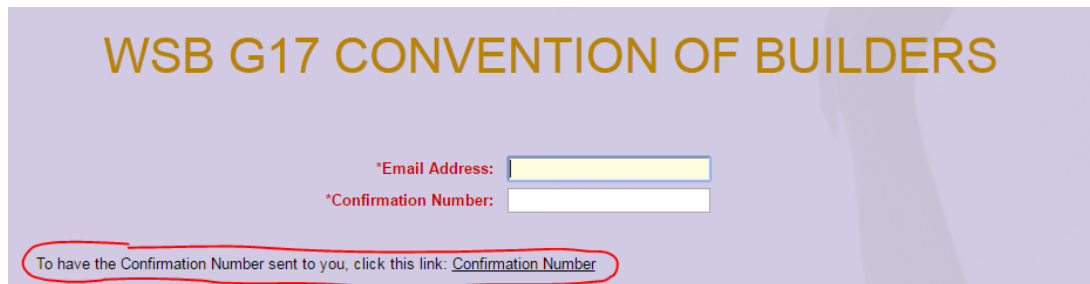
**WSB is not responsible for any inconvenience caused by unauthorized duplication, which may prevent your admittance to the event. In the event duplicate copies appear, WSB reserves the right to refuse entry to all ticket holders.**

Click here to modify your registration information, access your tickets, OR to add more tickets (**confirmation number must be entered**) : [Click here to view the event summary](#)

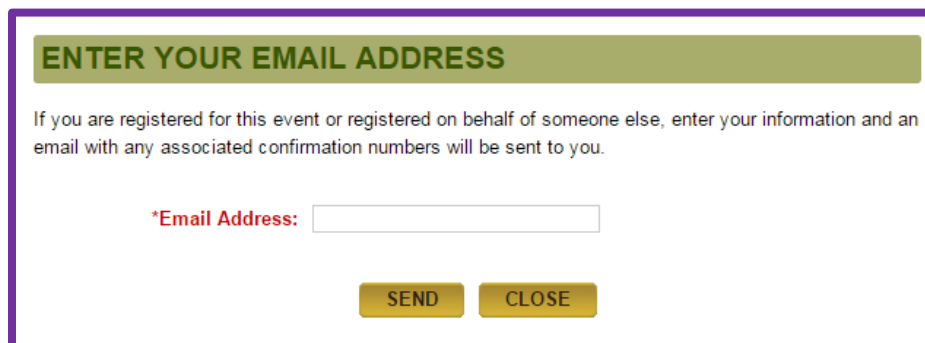
2) If from WSB link, click “Already Registered” at top right corner.



3) This screen will pop up whether from the link, or from confirmation email. Login with your confirmation number and email.

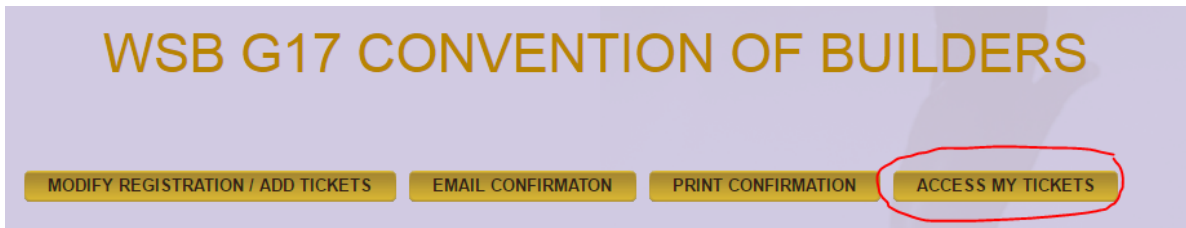


If you forgot your confirmation number, you may request it to be emailed to you.



*If you registered under the wrong email, please email Gold St Office ASAP at [admin@worldsystembuilder.com](mailto:admin@worldsystembuilder.com) to correct the error.*

- 4) Once you're logged in, click **ACCESS MY TICKETS**. From here, you can print them, screenshot them, or show them from your phone to be scanned.  
**We recommend you to screenshot each ticket to prevent issues with internet connection.**



**OPTIONAL:** If you have purchased multiple tickets, and want to add individual guest names, you may do so by clicking "MODIFY REGISTRATION" above. Please note, names are *not* necessary as we will be scanning barcodes only and not checking IDs.

**MODIFY REGISTRATION/ADD TICKETS**

To modify details, click on "Information" for the appropriate person. Click NEXT to review and FINISH on the next page to submit your changes.

Please note Additional Guests/Tickets are **not confirmed** until the additional payment has been submitted. **Please click NEXT on this page to submit payment.**

Name	Modify
(Primary Registrant)	<b>Information   :</b>
(Guest 01)	<b>Information   :</b>
(Guest 02)	<b>Information   :</b>

**ADDITIONAL TICKETS**

If you would like to purchase **additional** tickets, please enter below.

\*First Name:

\*Last Name:

Agent Code:

**Make sure to click "Next" and FINISH to save your changes.**

**ADD ANOTHER GUEST**

CANCEL    **NEXT ►**

\* I agree to the Terms and Conditions

◀ PREVIOUS    CANCEL    **FINISH**